



Department of Planning,  
Housing and Infrastructure

Issued under the Environmental Planning and Assessment Act 1979

Approved Application No: DA 23/16891

Approved on: 25 November 2024

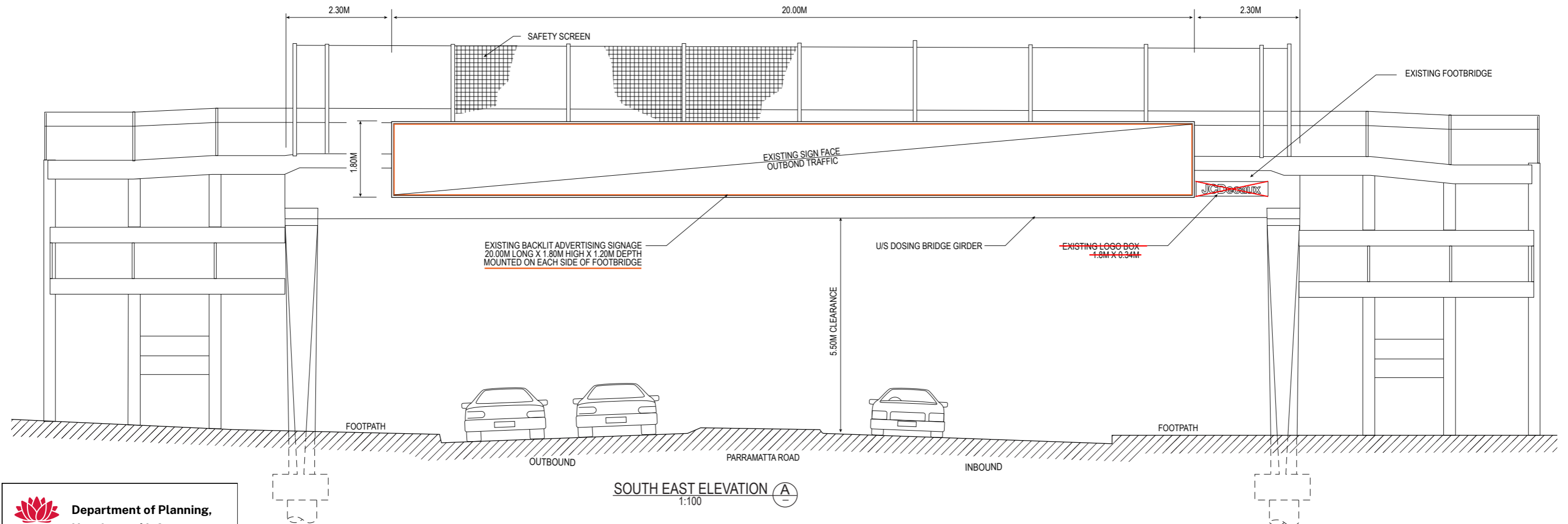
Signed: AW


Sheet No: 1 of 3

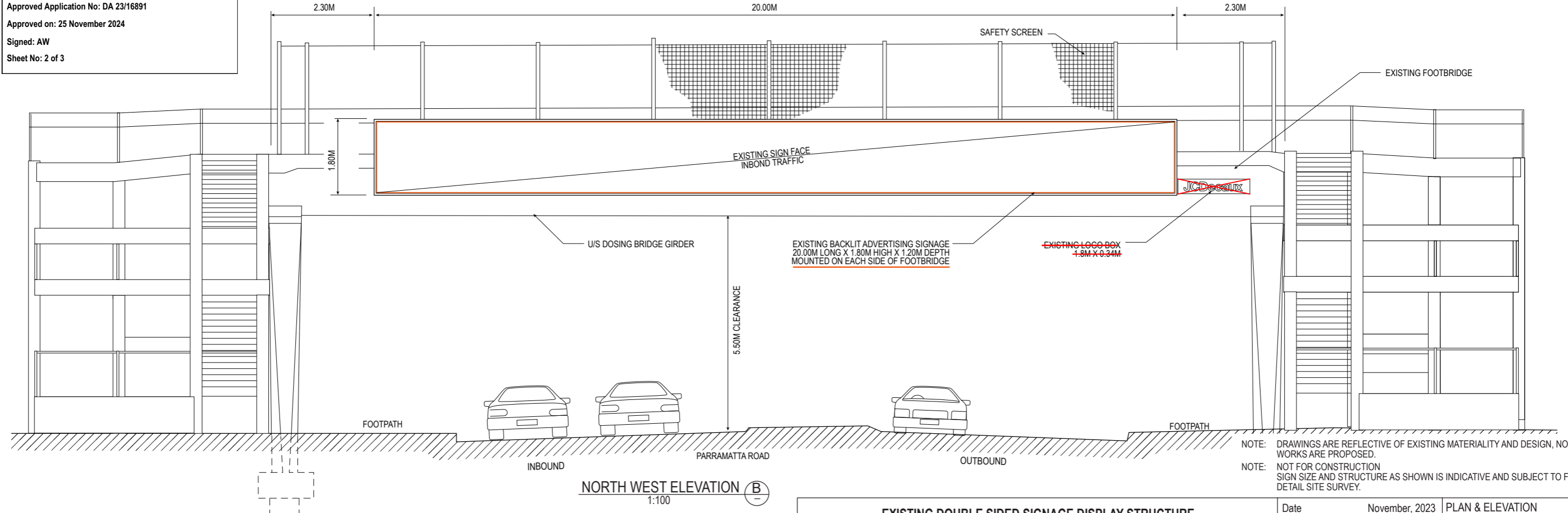
SITE PLAN  
1:500

NOTE: DRAWINGS ARE REFLECTIVE OF EXISTING MATERIALITY AND DESIGN, NO WORKS ARE PROPOSED.  
NOTE: NOT FOR CONSTRUCTION  
SIGN SIZE AND STRUCTURE AS SHOWN IS INDICATIVE AND SUBJECT TO FINAL DETAIL SITE SURVEY.

Date	November, 2023	PLAN & ELEVATION			
Draw by	LF	Drawing No.	Date	Rev	Rev
Scale	1:500 (Print as A3)	081123-1/3	08/11/23	27/05/24	
Drawing No.	081123-1/3	Drawn: LF			
Job No.	AUB-OVE-1123				



 **Department of Planning,  
Housing and Infrastructure**  
*Issued under the Environmental Planning and Assessment Act 1979*  
Approved Application No: DA 23/16891  
Approved on: 25 November 2024  
Signed: AW  
Sheet No: 2 of 3

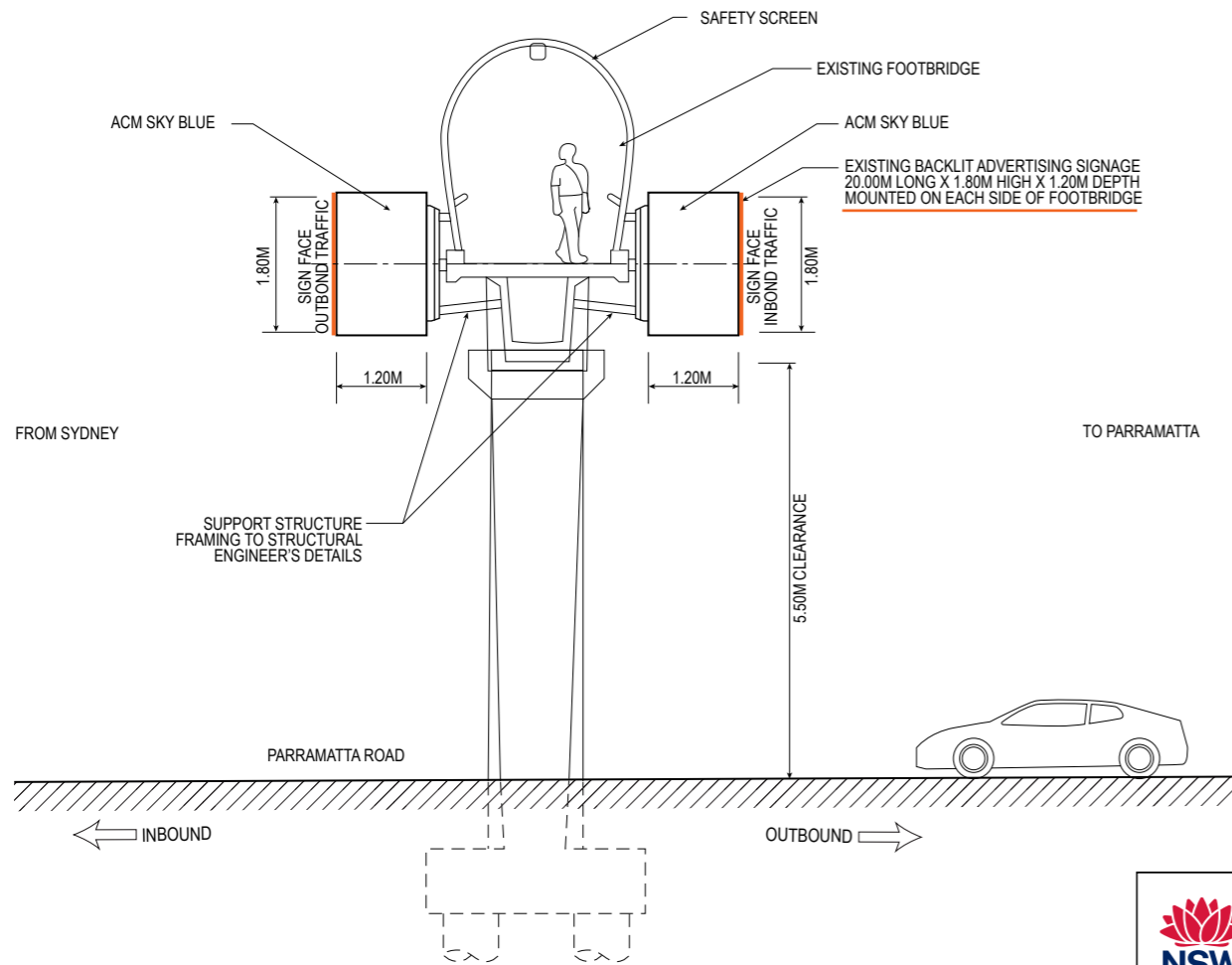


NOTE: DRAWINGS ARE REFLECTIVE OF EXISTING MATERIALITY AND DESIGN, NO WORKS ARE PROPOSED.  
NOTE: NOT FOR CONSTRUCTION  
SIGN SIZE AND STRUCTURE AS SHOWN IS INDICATIVE AND SUBJECT TO FINAL DETAIL SITE SURVEY.



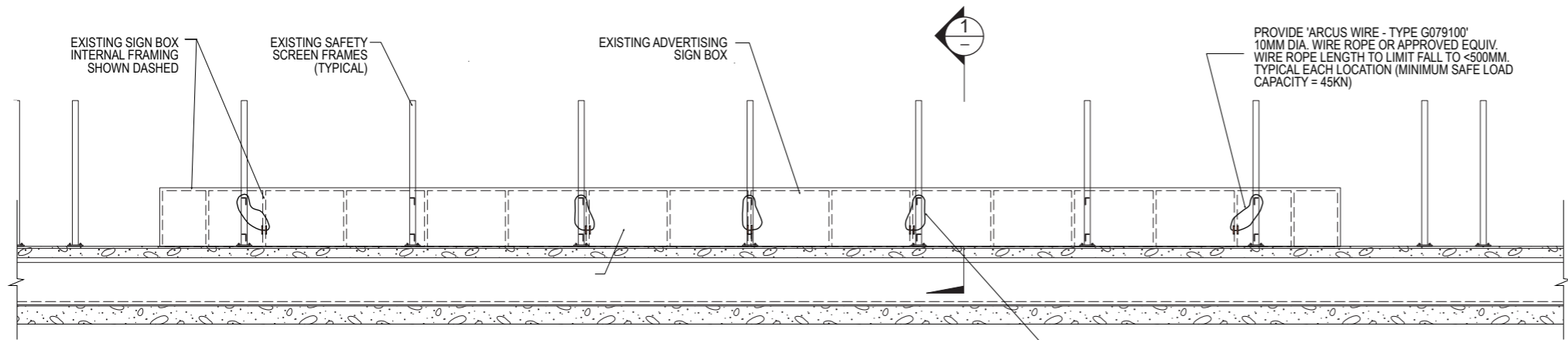
**EXISTING DOUBLE SIDED SIGNAGE DISPLAY STRUCTURE**  
**SIZE 20.00M X 1.80M MOUNTED ON PARRAMATTA RD OVERPASS, AUBURN NSW 2144**  
-33.842194, 151.037647  
**ELEVATIONS**

Date	November, 2023	PLAN & ELEVATION			
Draw by	LF	Drawing No.	Date	Rev	Rev
Scale	1:100 (Print as A3)	081123-2/3	08/11/23	27/05/24	
Drawing No.	081123-2/3	Drawn: LF			
Job No.	AUB-OVE-1123				



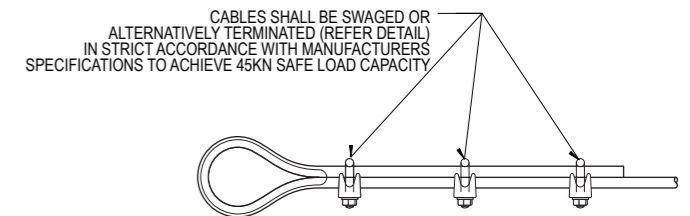
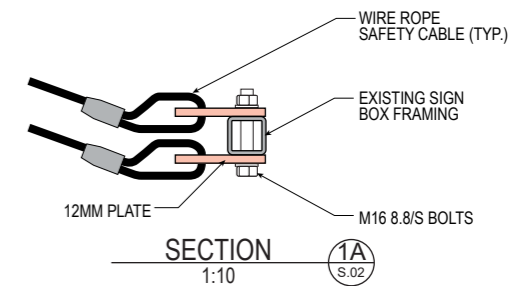
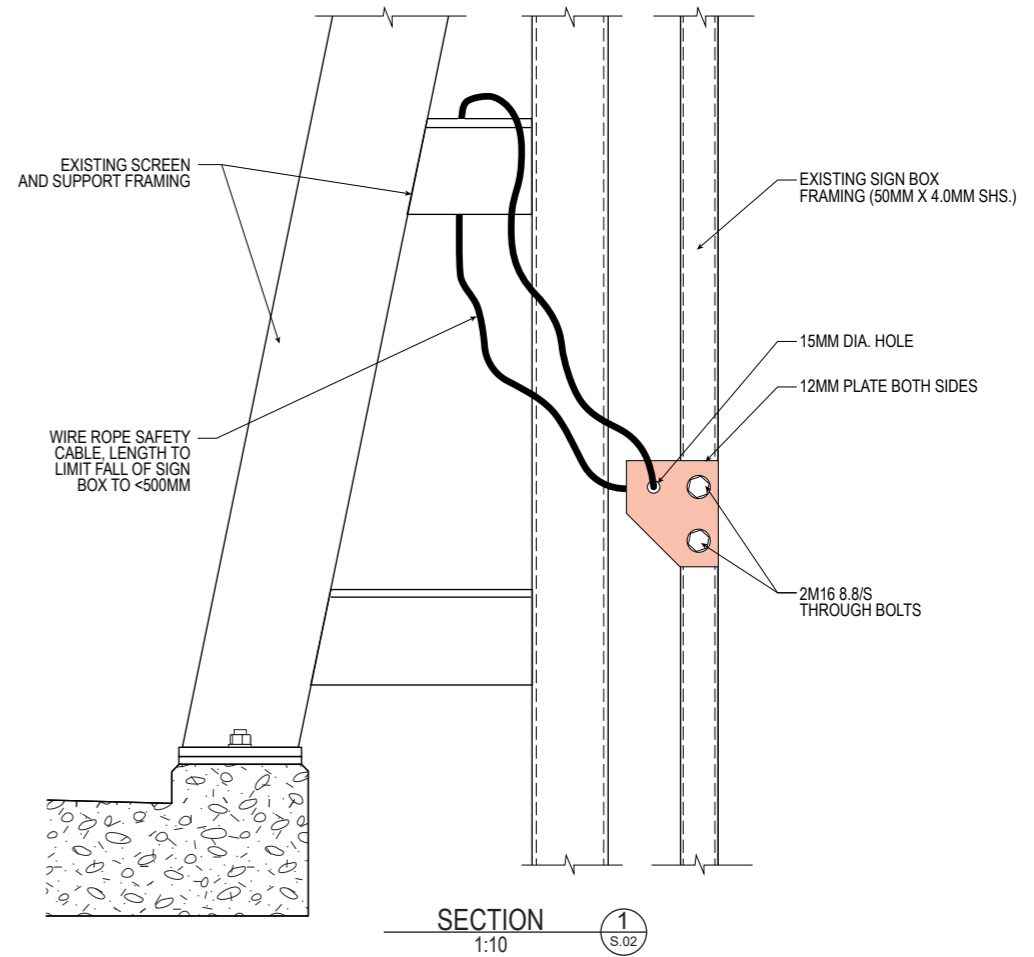
NORTH EAST ELEVATION TYPICAL SECTION C  
1:100

**Department of Planning,  
Housing and Infrastructure**  
*Issued under the Environmental Planning and Assessment Act 1979*  
Approved Application No: DA 23/16891  
Approved on: 25 November 2024  
Signed: AW  
Sheet No: 3 of 3



**SAFETY CABLE ARRANGEMENT ELEVATION**  
SCALE 1:100  
NOTE:  
1. SAFETY CABLES SHOWN DIAGRAMMATICALLY.  
2. TYPICAL FOR BOTH INBOUND AND OUTBOUND SIGN BOXES.

CABLES SHALL BE SWAGED OR  
ALTERNATIVELY TERMINATED (REFER DETAIL)  
IN STRICT ACCORDANCE WITH MANUFACTURERS  
SPECIFICATIONS TO ACHIEVE 45KN SAFE LOAD CAPACITY



**ALTERNATIVE CABLE TERMINATION DETAIL**  
NOT TO SCALE

NOTE: DRAWINGS ARE REFLECTIVE OF EXISTING MATERIALITY AND DESIGN, NO WORKS ARE PROPOSED.  
NOTE: NOT FOR CONSTRUCTION  
SIGN SIZE AND STRUCTURE AS SHOWN IS INDICATIVE AND SUBJECT TO FINAL DETAIL SITE SURVEY.

Date	November, 2023	PLAN & ELEVATION			
Draw by	LF	Drawing No.	Date	Rev	Rev
Scale	1:100 (Print as A3)	081123-3/3	08/11/23	27/05/24	
Drawing No.	081123-3/3	Drawn: LF			
Job No.	AUB-OVE-1123				